

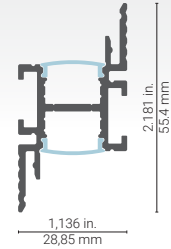
1800 Profile

1800 (LM22235-01)



1000 Series

Linear weight: 0.483 lbs/ft, 0.719 kg/m
Cross-section dimensions:



Here is a solution for the **easiest bidirectional light washing** ever. Whether illuminating art from behind the frame, adding a halo around a panel, lighting a cove or a vanity mirror from the perimeter, the 1800 profile will do a rock-solid job, fine-tuned to your liking, while staying, well, “behind the curtains.”

Features

- An axially-symmetrical double profile accepting 2 light sources, projecting the light laterally in both directions.
- Developed for a concealed installation between two parallel surfaces.
- Will provide a uniform light without hot spots with an opal lens and a strip of 120 LEDs per meter or more.
- The protruding edges allow for a solid attachment to most surfaces and/or panels, permanently via your choice of standard hardware, or easily removable when using our standard 1000-Series surface mounting brackets with a lightweight front panel.
- Custom length by sections of 2 to 240 inches (6m).
- Application guide for 10mm (3/8-inch) LED strip or less.
- Designed to meet North American woodworking standards.
- Made of ALCOA 6063-T5 aluminum alloy for improved heat dissipation and increased LED strip lifetime.

Options



LED strip compatibility

Compatible with LED strips up to **14mm** wide.















B3528-xxV-60-8mm-4.8W	1.5W-95 lm/ft, 4.8W-312lm/m
B3528-xxV-120-8mm-9.6W	2.9W-220 lm/ft, 9.6W-722lm/m
B3528-xxV-120H-5mm-9.6W	2.9W-220 lm/ft, 9.6W-722lm/m
B3528-24V-180H-5mm-14.4W	4.4W-288 lm/ft, 14.4W-945lm/m
B5050-xxV-60-10mm-14.4W	4.4W-407 lm/ft, 14.4W-1335lm/m
B5050-xxV-72-10mm-17.8W	5.4W-488 lm/ft, 17.8W-1601lm/m
B3528-xxV-240-14mm-19.5W	5.9W-410 lm/ft, 19.5W-1345lm/m



1800 Profile

Components and accessories

1000 Series

PROFILE	LENSES	BRACKETS	ACCESSORIES	LENGTH
 <p>1800 Profile 1800 (LM22235-01)</p>	 <p>Standard, Clear 1269 (LM22298)</p>	 <p>Flat bracket 1280 (LM22306)</p>	 <p>Type B straight joiner 1325 (LM22335-01)</p>	<p>Custom length by sections of 2 to 240 inches (6m).</p>
 <p>Standard, Spread 1265 (LM22294)</p>	 <p>Phantom 1290 (LM22310)</p>	 <p>Type B horz. 45° joiner 1328 (LM22335-07)</p>		
 <p>Standard, Optiflex 1261 (LM22290)</p>	 <p>Surf. mount, profile 1800 Alu 1806 (LM22235-10)</p>	 <p>Type B horz. 90° joiner 1326 (LM22335-03)</p>		
 <p>Standard, Opal 1263 (LM22292)</p>		 <p>Type B vert. 90° joiner 1327 (LM22335-05)</p>		
 <p>Standard, Focus 1267 (LM22296)</p>		 <p>Type B vert. 45° joiner 1330 (LM22335-06)</p>		
<div style="border: 1px solid black; padding: 5px; display: inline-block;">1800</div>				
PROFILE	LENS	BRACKETS	ACCESSORIES	LENGTH